



District Report Card: 2017


| | |
|-----------------------|--------------------------|
| State: Haryana | District: Sonipat |
| Class: 5 | Subject: Language |
| Schools: 49 | Students: 1035 |


Participation/Coverage


Students

| | | | | |
|--|--------|-------|--------|-------|
| <div>GENDER</div> <div></div> | Boys | | Girls | |
| | Number | % | Number | % |
| | 413 | 39.90 | 622 | 60.10 |

| | | | | |
|---|--------|-------|--------|-------|
| <div>AREA</div> <div></div> | Rural | | Urban | |
| | Number | % | Number | % |
| | 794 | 76.71 | 241 | 23.29 |

| | | | | | | | | |
|--|--------|-------|--------|------|--------|-------|--------|-------|
| <div>CATEGORY</div> <div></div> | SC | | ST | | OBC | | GEN | |
| | Number | % | Number | % | Number | % | Number | % |
| | 412 | 39.81 | 1 | 0.10 | 392 | 37.87 | 230 | 22.22 |

| | | | | | | |
|--|----|----|----|------|----|-----|
| <div>CWSN</div> <div></div> | LD | VI | HI | S&LD | ID | Oth |
| | 3 | 1 | 0 | 2 | 6 | 8 |

| | | | | |
|--|------------|-------|------------------|------|
| <div>Management</div> <div></div> | Government | | Government-aided | |
| | Number | % | Number | % |
| | 988 | 95.46 | 47 | 4.54 |

Average Performance of Students in Language (%)

| Overall | Gender | | Area | | Management | | Social Group | | | |
|---------|--------|--------|-------|-------|------------|-------|--------------|-------|-------|-------|
| | Male | Female | Rural | Urban | Govt. | Aided | SC | ST | OBC | GEN |
| 55.10 | 53.11 | 56.42 | 54.37 | 57.48 | 54.82 | 60.99 | 52.64 | 93.33 | 55.09 | 59.36 |

Performance on Learning Outcomes (LOs)

| Learning Outcomes | Description | Average Performance(%) |
|-------------------|--|------------------------|
| L504 | Reads and comprehends independently storybooks, news items/ headlines, advertisements etc. | 51.30 |
| L508 | Reads text with comprehension, locates details and sequence of events | 57.00 |

| Range of Performance of Students who Answered Correctly | | | | | | | |
|---|-------|-----------|-------|-----------|-------|-----------|-------|
| Below 30% | | 30% - 50% | | 50% - 75% | | Above 75% | |
| Number | % | Number | % | Number | % | Number | % |
| 174 | 16.81 | 227 | 21.93 | 390 | 37.68 | 244 | 23.57 |

Lowest Performing Learning Outcomes (LOs)

- 1 - Reads and comprehends independently storybooks, news items/ headlines, advertisements etc. (51.30)
- 2 - Reads text with comprehension, locates details and sequence of events (57.00)